



Bonifiche del suolo



I siti interessati da procedimenti di bonifica in Toscana

Dati marzo 2013 su base provinciale

Superficie (ha)

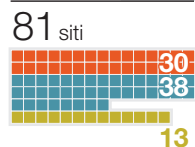
% sul totale della superficie provinciale

Siti con procedimento di bonifica in corso

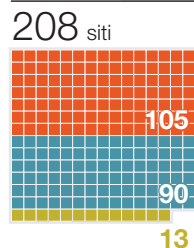
Procedimenti conclusi: bonifica non necessaria

Siti certificati: bonifica effettuata

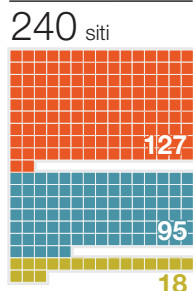
PRATO
62 0,2%



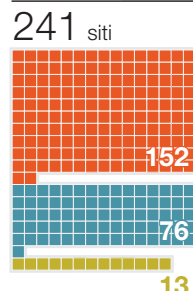
SIENA
211 0,1%



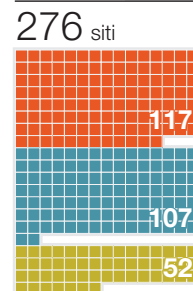
AREZZO
1.349 0,4%



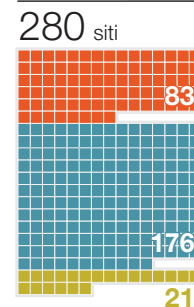
GROSSETO
3.235 0,7%



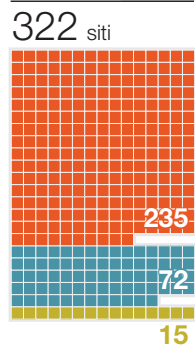
PISA
227 0,1%



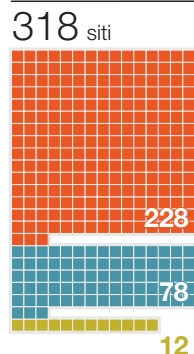
PISTOIA
176 0,2%



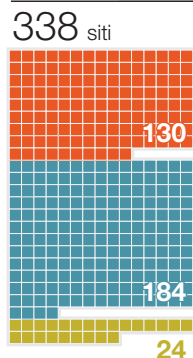
MASSA CARRARA
3.351 2,9%



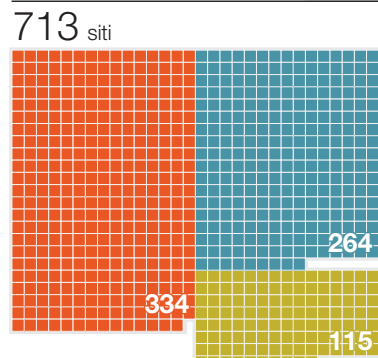
LIVORNO
6.305 5,2%



LUCCA
300 0,2%



FIRENZE
1.093 0,3%



TOTALE TOSCANA
16.309 0,7%

